



Updated July 1, 2020

**Summary:** Based on climate predictions, current conditions, and field observations, the threat for mass coral bleaching within the FKNMS is currently **MODERATE**.

### NOAA Coral Reef Watch Current and 60% Probability Coral Bleaching Alert Outlook June 29, 2020 (experimental)

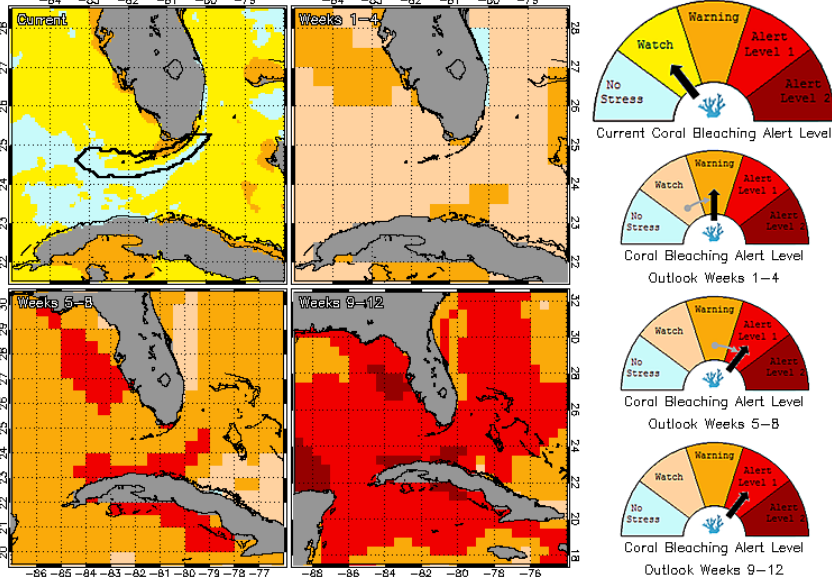


Figure 1. NOAA's 5 km Experimental Current and 60% Probability Coral Bleaching Alert Outlook Areas through September 2020. Updated June 29, 2020.

[http://coralreefwatch.noaa.gov/vs/gauges/florida\\_keys.php](http://coralreefwatch.noaa.gov/vs/gauges/florida_keys.php)

### Weather and Sea Temperatures

According to the newly released NOAA Coral Reef Watch (CRW) experimental 5-kilometer (km) Satellite Current and 60% Probability Coral Bleaching Alert Area, most areas of the Florida Keys National Marine Sanctuary are under a bleaching Watch or Warning, which means bleaching is likely and the potential exists for more bleaching warnings and alerts if sea temperatures continue to increase in the next few weeks (Fig. 1).

Recent remote sensing analysis by NOAA's CRW program indicates that most of the Florida Keys region is currently experiencing thermal stress. NOAA's new experimental 5 km Coral Bleaching HotSpot Map (Fig. 2), which illustrates current sea surface temperatures compared to the average temperature for the warmest month, shows elevated temperatures for the Florida Keys. Similarly, NOAA's experimental 5 km Degree Heating Weeks (DHW) map, which illustrates how much heat stress has built up over the past 12 weeks (Fig.3), indicates accumulating temperature stress currently evident in the Florida Keys region. NOAA's Integrated Coral Observing Network (ICON) and Pacific Marine Environmental Laboratory (PMEL) monitoring stations, which provide near real time *in-situ* sea temperature and wind data along the outer reef tract throughout the Florida Keys as well as Mote Marine Laboratory (MML) *in-situ* temperature collected at Looe Key SPA Newfound Harbor SPA, and Sand Key Nursery confirm that temperatures have been steadily increasing over the past four weeks to 30°C or above (Fig.4), likely due in part to lighter wind conditions observed during the majority of this time (Fig. 5). Mote Marine Laboratory will continue to monitor the NOAA HotSpot maps, DHW maps, and ICON sea temperature data from NOAA monitoring stations on a weekly basis for the remainder of the bleaching season.

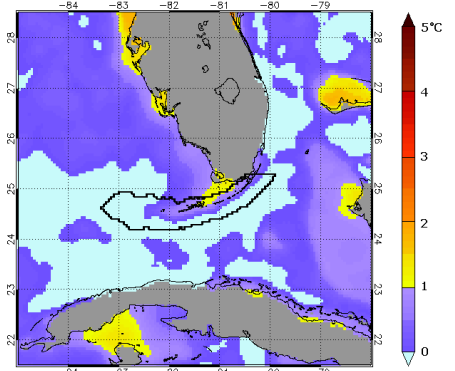


Figure 2. NOAA's Experimental 5km Coral Bleaching HotSpot Map for Florida June 29, 2020. [https://coralreefwatch.noaa.gov/vs/gauges/florida\\_keys.php](https://coralreefwatch.noaa.gov/vs/gauges/florida_keys.php)

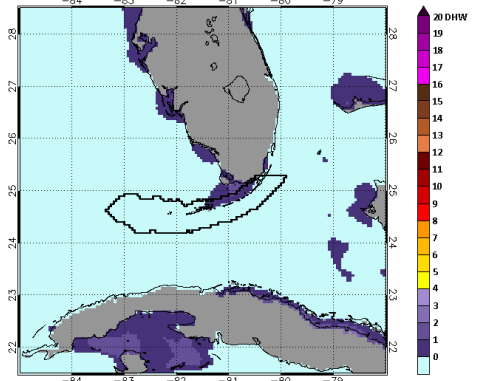


Figure 3. NOAA's Experimental 5km Degree Heating Weeks Map for Florida June 29, 2020. [https://coralreefwatch.noaa.gov/vs/gauges/florida\\_keys.php](https://coralreefwatch.noaa.gov/vs/gauges/florida_keys.php)

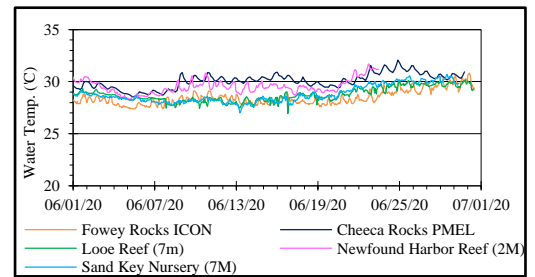


Figure 4. *in-situ* sea temperature from NOAA/ICON monitoring stations (June 1-30, 2020).

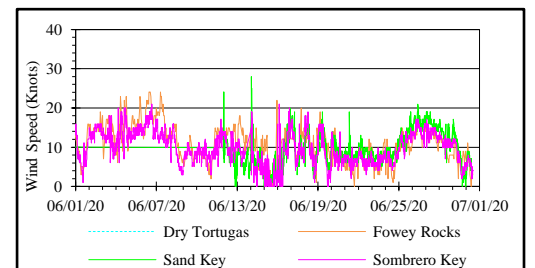


Figure 5. Wind speed data from NOAA/ICON monitoring stations (June 1-30, 2020).



Mote Marine Laboratory / Florida Keys National Marine Sanctuary  
**Coral Bleaching Early Warning Network**  
**Current Conditions Report #20200701**



**Current Coral Conditions**

A total of 29 BleachWatch Observer reports were received during the month of June (Fig. 6), with no significant signs of coral bleaching observed (Fig. 7). Other observations included paling of *Palythoa spp.*, and Fire Coral as well as abundant reports of coral disease, mainly the Stony Coral Tissue Loss Disease (SCTLD) (Fig. 8).



Figure 7. Healthy *Acropora palmata* at Western Dry Rocks on 6/12/2020.

Continued field observations are needed as more widespread coral bleaching could potentially develop if environmental conditions continue to be favorable.



Figure 8. *Diploria labyrinthiformis* with Stony Coral Tissue Loss Disease at Sand Key on 6/11/2020.

**BleachWatch Reports for June 1-30, 2020**

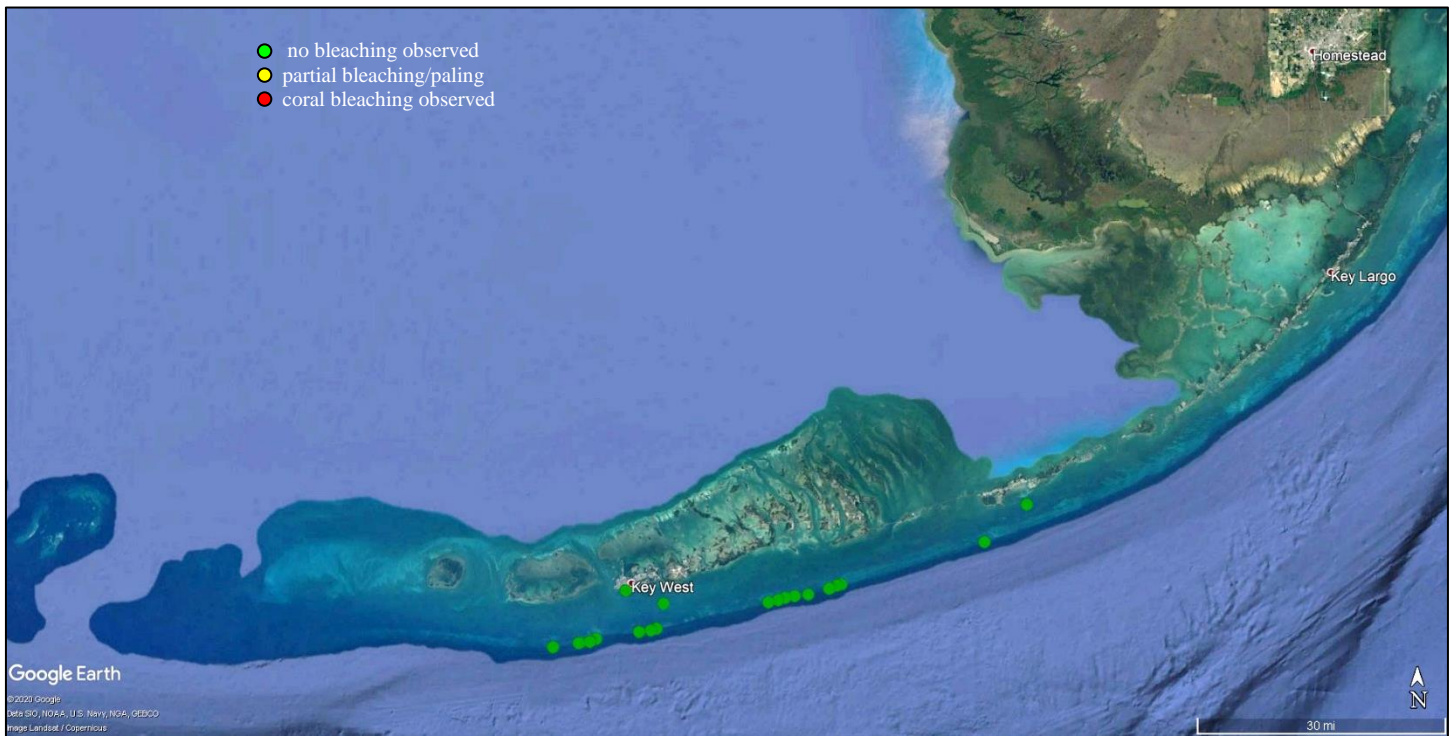


Figure 6. Overview of BleachWatch observer reports submitted from June 1-30, 2020

**For more information about the Bleach Watch program,  
 or to submit a bleaching observation, contact:**



Cory Walter  
 Mote Marine Laboratory  
 24244 Overseas Highway  
 Summerland Key, FL 33042  
 (305) 395-8730

<http://www.mote.org/bleachwatch>

**FUNDING THANKS TO....**

